


# Instructions for How to Dispose Household Waste and Recyclables

Let us follow the instructions do's & don'ts so that Ageo city is kept clean!

Garbage Pickup Days and Our Area Code is :



○Burnable Waste	Every week on _____ day & ____ day
○Metal & Ceramics	Every month on the _____ ( _____ )day
○Plastic Bottles	Every month on the _____ & ____ ( _____ )days
○Drink & Spray Cans	Every month on the _____ ( _____ )day
○Glass	Every month on the _____ ( _____ )day
○Recycle Paper	Every month on the _____ ( _____ )day



上尾市

上尾市ホームページ (<http://www.city.ageo.lg.jp/>)

## How to Dispose of Domestic Waste

- \* Garbage must be secured in a transparent or semi-transparent bag and placed on the designated collection point no later than 8:00 a.m.
- \* Pickup time may vary depending on volume of garbage and traffic condition.
- \* Never place the night before the pickup day, and please note that garbage placed after the truck leaves will not be re-collected.
- \* Do not put in a black-color or paper bag, and not in a cardboard box.  
(Invisible garbage will not be collected.)
- \* Do not put in other city's designated bag.
- \* Garbage is also collected on holidays except New Year holidays
- \* Garbage not separated by category properly is not collected.

### <Separation of garbage>

- Garbage that can be put out on collection point:

Burnable waste, Metal & Ceramics, PET Bottles, Drink Cans • Spray Cans, Glass, Paper • Old Cloth

- × Garbage that cannot be put out on collection point:

Oversized waste that exceeds 60cm x 30cm x 30cm, Toxic waste (Dry-cell batteries, Florescent lights etc.), Milk cartons, Business garbage (Garbage produced from sources other than households, such as stores.etc.)

<Attention> Soil, mud, sand and stone cannot be collected by the city as these are not specified as waste by law.

## Burnable Waste

Food scraps (drained well. Either absorb cooking oil in paper or use solidifying agent),



paper (except newspaper, carton board, magazines, and brochures, which must be placed on "Recycle Paper" pickup day.)

Tree limbs, boards, leaves and weeds (Brushwood must be cut in 10cm of diameter, branches must be bundled in 30cm of diameter or smaller, and 60cm length or smaller. Please do not dispose of much volume on one pickup day. Please remove soil well.)

Cloth (Quilt such as *futon* must be compactly folded and bundled) / Carpet (including hot carpet. Fold or cut to size of 60cm or smaller, and bundle.) and the like which is smaller than the size of three *tatami* mats. The larger than this should be handled as "Oversized Waste."

Plastics (Including foam polystyrene, cassette tapes, CDs, DVDs and other software

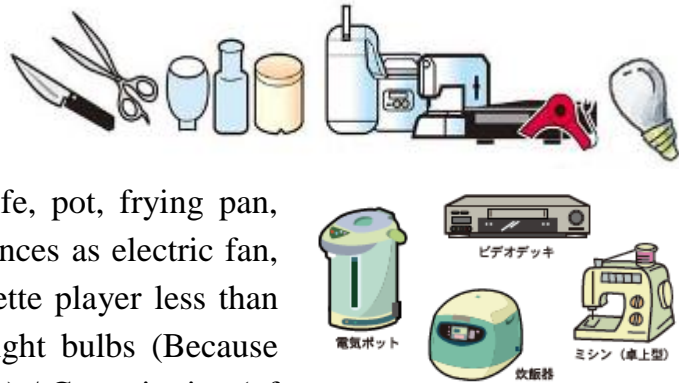
items), Leather products (shoes, jacket, etc.)

\* For disposable lighters, please use collection box placed at the City Hall, branches, and at fire stations.

\* Solid waste must be removed from diapers.

## **Metal & Ceramics**

Scrap metal (Empty cans of food and oil, metal lid for glass container, umbrella, golf club, knife, pot, frying pan, electric kettle, small electric appliances as electric fan, rice cooker, air cleaner, radio cassette player less than 60cm x 30cm x 30cm), electric light bulbs (Because their sockets are made from metals.) / Ceramic tips (of flowerpots, cups, bowls, plates and dishes)



**Attention:** Appliances must be disposed after you remove the dry batteries from their bodies. Dry batteries must be discarded in another way. For knives, their blades must be taped. Heaters and stoves which have firing devices within cannot be placed on collection point, they are handled as "Oversized Waste". The small burner stoves which work with compressed gas cylinders however, can be placed after their removal. Small burner stove must be put in bag separately from any other metal & ceramics. Gas cassette must be pierced and placed on "Drink Cans & Spray cans" day.

## **Milk cartons etc.**

Bring milk cartons to recycling programs run by area association, or throw into collection boxes placed at municipal public facilities.

1. Quickly rinse with water, cut open.
2. Rinse with water once again.
3. Dry well.
4. Throw into collection box placed at municipal public facilities.

<Attention>

- Vinyl cap attached on spout must be removed and throw into burnable garbage.
- Cartons with aluminum foil inside are not recyclable. Put out on "Burnable Waste" day.

## Plastic Bottles



with the logo ⇒ only

Plastic bottles of soda, *Oolong* tea, *shochu* or distilled spirit and other alcohol beverages, *shoyu* or soy sauce, etc.

Before disposal,

1. Remove caps
2. Rinse the insides
3. Remove labels
4. Flatten or crush
5. Put plastic bottles and caps into bag



**Attention:** The bottles hardly get cleaned by water (such of cooking oil or detergent) and also the plastic bottles with the logo below to be taken on "Burnable Waste" day.

\* The removed caps must be put in a bag and placed also on "Plastic Bottle" day. The removed labels must be kept for "Burnable Waste" day.

\* Please be careful of the bottle with this logo. ⇒ This is not a plastic bottle and should be taken on "Burnable Waste" day.



## Drink Cans & Spray Cans

Cans of beer, soft drinks, etc. (Empty cans and rinse with water.) / Aerosol cans, compressed gas cylinders (Pierce them outside, away from fire, and remove gas.

● Leftover gas in aerosol cans or compressed gas cylinders can cause fire in garbage trucks. Be sure to pierce cans so that no gas is left.

\* There is no need to separate aluminum cans from steel cans. (That will be handled in Nishikaizuka Environmental Center.)



Please dispose of cans of canned food on pickup day of Metal & Ceramics.

※For detail information about vent, please contact :

Gas Cassette Customer Center

Tel. 0120-14-9996

<http://www.jgka.or.jp>

Aerosol Industry Association of Japan Tel. 03-5207-9850 <http://www.aiaj.or.jp/>

## Glass

Glass bottles (Rinse with water and remove metal caps.) mirrors, broken glass, etc.



- Electric light bulbs must be placed on "Metal & Ceramics" day.
- Fluorescent light tubes and mercury thermometers are both Toxic Waste. Throw into collection box placed at municipal public facilities.
- As for beer and other liquor bottles, ask your liquor shop to have them recollected.
- Wrap broken glass with newspaper etc. and put into plastic bag with indication “ガラス(Glass)”
- Remove a flame of mirror. Wooden frame is for “Burnable Waste” day, metal frame is for “Metal & Ceramics” day. As frame cannot be removed, please contact Environment Center.
- Tempered glass (Lid for pot etc.) must be placed on “Metal & Ceramics” day.

## **Recycle Paper • Old cloth**

Paper must be sorted into three groups (1.Newspapers 2.Magazines, Zatsugami 3.Cardboard) bundle and rope separately by groups.

Each group of paper and cloth is separately transported and received by each different truck, they are not collected all at the same time. Note: Be sure that every group of waste be placed by 8:00 a.m.

### **Items categorized as Zatsugami**

Paper boxes for sweets and other items, envelopes (please remove the cellophane window), postcards (excluding press-bonded ones), advertisement leaflets, copy and memo papers (no need to remove staples), tissue paper boxes (please remove the vinyl from the slot), tubes of toilet rolls and plastic wraps, wrapping papers, paper bags (please remove handles made of materials other than paper), calendars (please remove metal fastening plate)



### **Items not categorized as Zatsugami**

Paper smudged with foods and/or oil, paper with odor like detergent or incense, photos and photo print paper, thermal paper including receipts and fax paper



### **How to dispose of Zatsugami**

Place Zatsugami in a paper bag and tie it crisscross with a paper string (a vinyl string is acceptable). Please do not place Zatsugami in plastic bags.

## How to Dispose of Oversized Waste

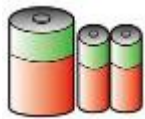
Waste which is larger than 60cm x 30cm x 30cm is "Oversized Waste." The oil heaters and gas stove with firing devices within are handled as "Oversized Waste." Oversized Waste must not be placed at the collection point. This should be dropped off at Nishikaizuka Environment Center on your own (Handling charge: 80 yen per 10kg.)

If you cannot drop off yourself, contact **048-781-9141** to ask pickup service (230 yen/10kg, maximum 3 pieces) Reservation will be made from the 20th, for the next month's collection service (When the 20th falls on Saturday or Sunday, next workday.) Reservation will be made until all the service days become fully booked up. On pickup day, please be on site and pay by cash. Staff doesn't enter your house, so please put the waste out by yourself.



## How to Dispose of Toxic Waste

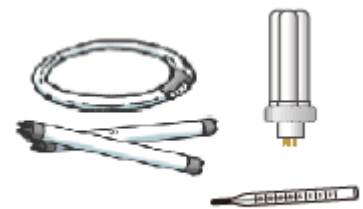
●Dry-Cell Batteries: Throw them into the specific boxes set up by each area's community halls, municipal public facilities (including elementary and junior high schools).



\* Button-type batteries, rechargeable batteries are asked to bring to hardware stores and large electric appliance stores and throw into their collection boxes.

●Florescent lights & Mercury Thermometers:

Throw them into the cases set up by each area's community halls and municipal public facilities. When disposing of a fluorescent light, do not put it in a bag.



●Fire extinguisher For disposal, please contact;  
Hirano Shoukaki Harashinmachi 3-2 Ageo-city Tel.  
048-771-5239

Morita Econos Ageoshimo 1040-1 Ageo-city Tel. 048-777-1891

※ Aerosol type fire extinguisher can be placed on "Drink Cans & Spray Cans" day.  
Before Disposal, please make sure to pierce the bottle.

## Those listed below are not collected by the city.

- Pianos, electronic organs, cement, concrete block pieces, propane tanks, motorbikes, waste oil, medical agent, volatile material, and explosive properties

- Industrial waste including construction waste, agricultural plastic waste
- Medical waste including injection syringes and needles
- Bathtubs, iron dumbbells, metal chunk such as safes
- Battery and the like
- ※ For industrial waste, ask Saitama Environmental Industry Promotion Association (phone: 822-3131) and others should be consulted to Nishikaizuka Environment Center.



## How to dispose of TVs, Air Conditioners, Washing Machines,

## Clothes Dryers, Refrigerators & Freezers

Due to the recycling law, these four items can be no more accepted by the city. They are now required to be picked up by retailers and recycled by manufacturers at consumer's expense. The following are the methods:

1. Ask the appliance store to collect when you buy a new one (Trade-in.), or ask the store of original purchase to collect. Recycling fee and collection • transportation fee is to be paid by consumer)
2. Purchase an “Appliance Recycling Coupon” at post office, and bring on your own to the designated drop off location.
3. “Purchase an “Appliance Recycling Coupon” and ask the operator company authorized for collecting and transportation.

⇒For Authorized operator companies, please visit Ageo city's web site or consult Nishikaizuka Enviroment Center. Recycling fee differs depending on maker. For recycling fee, please contact;

Appliance Recycling Coupon Center Tel.0120-319-640 <http://rkc.aeha.or.jp/>

< Designated drop off locations don't come to you house to pick up the appliances >

◆Nittsu Saitama Un-yu Iwatsuki Handling office

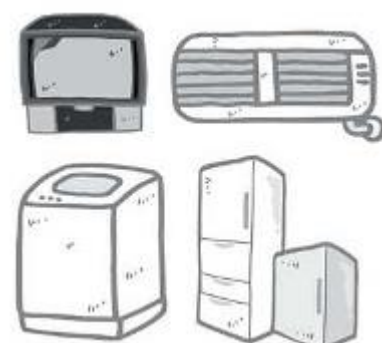
Ueno 5-2-19 Iwatsuki-ward Saitama city  
Tel. 048-796-0846

◆Morita Unsou Metropolitan sales office

Kami-okubo 1012 Sakura-ward Saitama city  
Tel. 048-749-1071

◆Kinoshita Friend Kawagoe Sales office

Matsugo Kawagoe city  
Tel.049-272-7750



◆Nippon Tsu-un Kawagoe branch  
Minami Otsuka 6-37-3 Kawagoe city  
Tel. 049-249-0201

### **Compact Home Electronics Collection Box**

Compact home electric appliances, including digital cameras, Video cameras, CD/MD players, game devices, electronic dictionaries, IC recorders, and cell phones. To dispose of used ones, please use the Compact Home Electronics Collection Box. These boxes are located at City Office, its branch offices and Nishikaizuka Environment Center.

\*The opening of the collection box is 30 cm x 15 cm.  
Any appliances that cannot be put through the opening need to be put out at the designated collection point on the metal/ceramics pickup day.



### **Collection Service for Animal Carcasses**

If you find carcasses of dog or cat etc. whose owners are unknown, please call Nishikaizuka Environment Center on weekdays and National holidays. On Saturdays and Sundays, please call City Hall (Tel. 048-775-5111).



For cremation of pets like dog and cat, please apply at Nishikaizuka Environment Center. Cremation costs 700yen per body if you directly bring in to Nishikaizuka Environment Center, 2,000yen per body if you ask to pick up the carcass, regardless of weight. Ashes cannot be returned to the owner.

●Cremation of animals is done at Ageo Ina Tsutsuji Crematorium as well. For detail, please contact Ageo Ina Tsutsuji Crematorium (Tel. 048-720-7870)