

Instructions for How to Dispose Household Waste and Recyclables

**Let us follow the instructions do's & don'ts so that Ageo city
is kept clean!**

Garbage Pickup Days and Our Area Code is : ○



○Burnable Waste	Every week on ____day & ____day
○Metal & Ceramics	Every month on the ____ (____)day
○Plastic Bottles	Every month on the ____ & ____ (____)days
○Drink & Spray Cans	Every month on the ____ (____)day
○Glass	Every month on the ____ (____)day
○Recycle Paper	Every month on the ____ (____)day



上尾市

上尾市ホームページ (<http://www.city.ageo.lg.jp/>)

How to Dispose Domestic Waste

- * Garbage must be secured in a transparent or semi-transparent bag and placed on the designated collection point no later than 8:00 a.m.
- * Never place the night before the pickup day, and please note that garbage placed after the truck leaves will not be re-collected.
- * Do not put in a black-color or paper bag, and not in a cardboard box. (Invisible garbage will not be collected.)
- * Garbage is also collected on holidays except New Year holidays
Give priority to recyclable resource collection programs run by associations in your neighborhood and neighborhood schools such as Parent Teacher Association (PTA.)

Burnable Waste

Food scraps (drained well), paper (except newspaper, magazines, and brochures, which must be placed on "Recycle Paper" collection day.)



Tree limbs, boards, leaves and weeds (Brushwood must be cut in 10cm of diameter and 60cm length or smaller.)

Cloth (Quilt such as *futon* must be compactly folded and bundled) / Carpet and the like which is smaller than the size of three *tatami* mats. The larger than this should be handled as "Oversized Waste."

Plastics (Including foam polystyrene, CDs, DVDs and other software items)


Leather products (shoes, jacket, etc.)

* "Futon" must be bent.

* Solid waste must be removed from diapers.

Metal & Ceramics

Scrap metal (Empty cans of food and oil, umbrella, small electric



appliances less than 60cm x 30cm), electric light bulbs (Because their sockets are made from metals.) / Ceramic tips (of flowerpots, cups, bowls, plates and dishes)

Attention: Appliances must be disposed after you remove the dry batteries from their bodies. Dry batteries must be discarded in another way. For knives, their

blades must be taped or wrapped with paper. The range tables which works with compressed gas cylinders can be placed after their removal. The usual range tables and heaters, however, cannot be collected in this regular procedure, but they are handled as "Oversized Garbage" because such products have firing devices within.

* Electric light bulbs: Dispose them on "Metal & Ceramics" pickup day.

Plastic Bottles



with the logo ⇒ only

Plastic bottles of soda, *Oolong* tea, *shochu* or distilled spirit and other alcohol beverages, *shouyu* or soy sauce, etc.

Before disposal,

1. Remove caps
2. Rinse the insides
3. Remove labels
4. Flatten or crush



Attention: The bottles hardly get cleaned by water (such of cooking oil or detergent) and also the plastic bottles with the logo below to be taken on "Burnable Waste" day.

* The removed caps must be put in a bag and placed also on "Plastic Bottle" day.

The removed labels must be kept for "Burnable Waste" day.

* Please be careful of the bottle with this logo. ⇒ This is not a plastic bottle and should be taken on "Burnable Waste" day.



Drink Cans & Spray Cans

Cans of beer, soft drinks, etc. (Empty cans and rinse with water.) / Aerosol cans, compressed gas cylinders (Pierce them and remove gas.

Attention: Piercing should be done outside and away from fire.

* There is no need to separate aluminum cans from steel cans. (That will be handled in Nnshikaizuka Environmental Center.)

Attention: Leftover gas in aerosol cans or compressed gas cylinders can cause fire



in garbage trucks or disposal facilities. Be sure to pierce cans so that no gas is left.

Glass

Glass bottles, mirrors, glass, etc.

* Electric light bulbs must be placed on "Metal & Ceramics" day. Since fluorescent light tubes and mercury thermometers are both Toxic Waste, do not place them on "Glass" day but refer to the instructions "How to Dispose Toxic Waste." As for beer and other liquor bottles, ask your liquor shop to have them recollected.



Recycle Paper

Paper must be sorted into three groups (1.Newspapers 2.Magazines 3.Cardboard boxes.) bundle and rope separately by groups. Used cloth and clothing is also collected on "Recycle Paper "day. Put in a transparent plastic bag and place.

When the pickup day is rainy, however, do not place but keep it until next pickup day, next month. Paper is collected even on the rainy day, but we would rather you waited until the next pickup day. Each group of paper and cloth is separately transported and received by each different recycling company. Note: Be sure that every group of waste be placed by 8:00 a.m.

Attention: Sort out recycling material into the following four:

1. Newspapers 2.Magazines 3.Cardboard Boxes
4. Used cloth (must be in a transparent bag)



How to Dispose Oversized Waste

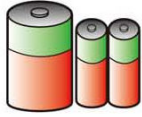
Waste which is larger than 60cm x 30cm is "Oversized Waste." The stoves and heaters with firing devices within are handled as "Oversized Waste." Oversized Waste must not be placed at the collection point. This should be dropped off at Nishikaizuka Environment Center on your own (Handling charge: 60 yen per 10kg.) The center is open on weekdays 8:45 - 11:30 / 13:00 - 16:00 except New Year holidays.

If you cannot drop off yourself, contact **781-9141** to ask pickup service (170 yen/10kg.) Reservation will be made from the 20th, for the next month's collection service (When the 20th falls on Saturday or Sunday, next workday.) Reservation will be made until all the service days become fully booked up.



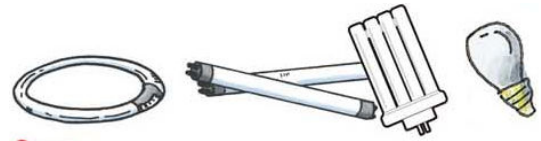
How to Dispose Toxic Waste

- **Dry-Cell Batteries:** Throw them into the boxes set up by neighborhood community halls, municipal public facilities (including elementary and junior high schools), cooperating appliance shops and supermarkets.



* Button-type batteries, secondary batteries (rechargeable batteries) are asked to bring to cooperating electric appliance stores and throw into their collection boxes.

- **Florescent lights & Mercury Thermometers:** Throw them into the cases set up by local community halls and municipal public facilities.



Those listed below are not collected by the city.

- Pianos, electronic organs, cement, concrete block pieces, propane tanks, motorbikes, waste oil, medical agent, volatile material, and explosive properties
- Industrial waste including construction waste, agricultural plastic waste
- Medical waste including injection syringes and needles
- Bathtubs, iron dumbbells, metal chunk such as safes
- Installed items such as kitchen and bathroom sinks
- Battery and the like

* For industrial waste, ask Saitama Industrial Waste Association (phone: 822-3131) and others should be consulted to Nishikaizuka Environment Center.



Electrical Appliances (exclusive four items):

TVs, Air Conditioners, Refrigerators & Freezers and Washing Machines

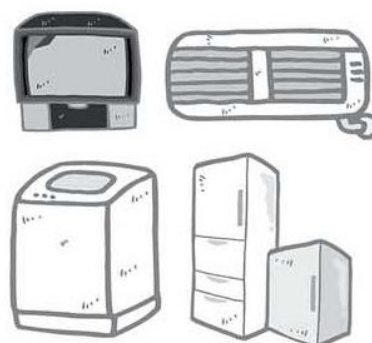
Due to the recycling law (since April, 2001), these four items can be no more accepted by the city. They are now required to be picked up by retailers and recycled by manufacturers at consumers expense. The following are the methods:

1. Ask the appliance store to collect when you buy a new one (Trade-in.)
2. Ask the store of original purchase to collect
3. Bring on your own to the designated drop off location.

* In either way, it is charged. Purchase "Appliance Recycling Coupon", which is available at a nearby post office.

Basic Recycling Rate:

Refrigerator: 4,830 yen
 Air Conditioner: 3,675 yen
 TV: 2,835 yen
 Washing Machine: 2,520 yen



How to Dispose Personal Computers

The service is not provided by the city but used household computers are collected and recycled by their manufactures. Ask the manufactures for further information. As for handmade PCs, the PCs whose manufacturers already went bankrupt, and the PCs purchased from importers and sellers, make inquiries at 3-R Promotion Center. The center can also tell you the phone number of the information desk at each manufacturer.

◆ Personal Computer 3-R Promotion Center:

03-5282-7685 (<http://www.pc.3r.jp/>)

The PCs with the recycling logo is not charged the following:

Applicable Types of PC & Recycling Rates
 (consumption tax excluded)



Type of PC	Rate	Type of PC	Rate
Desktop PC Body	3,000 yen	Laptop	3,000 yen
Cathode-tube, Display-integrated	4,000 yen	Cathode tube type Display	4,000 yen
Liquid-Crystal-Display-integrated	3,000 yen	Liquid Crystal Display	3,000 yen

Automobile Recycling

The car owners must bear the recycling cost. It covers to properly treat shredder residue, chlorofluorocarbons, and airbags. You are supposed to pay at the time of purchasing a new car, but it will be reimbursed at the time of trade-in. The final user will bear this cost.

For details: Automobile Recycling Call Center Phone: 03-5673-7396

Open: 9:00 - 17:00

(Except Saturdays, Sundays, national and New Year holidays)

Bicycle Recycling

Bicycles and motorized bicycles must be taken to the bicycle shops with the logo below or the designated location. There is a charge for recycling and transportation (which is different from company to company.)



As for the bicycles with the recycle stickers on, there is no need to pay for recycling because the recycling fee is already included on the price.

For further information: Bicycle Recycling Call Center Phone: 03-3598-8075

Open: 9:00 - 17:00

(Except Saturdays, Sundays, national and New Year holidays)